




Thank you for purchasing our stainless steel tank
we appreciate your business

Installation Instructions for GM Quick Connect PN 28000 and PN 28001 with 1/8 pipe port


The GM Quick Connect that we offer fits all 3 GM pumps that we offer, SS Camaro, ZL1 Camaro and the Cadillac CTS-V.



Step 1




Step 2
Install on the inside fuel outlet rib.



Step 3
Move closer to inside fuel outlet rib.



Step 4
Install on the outside fuel outlet rib.



Step 5
Tighten up fitting.
Do not over tighten fitting.
Doing so will damage the fitting
or fuel outlet which
will cause fuel leakage.

WARNING:

This product may expose you to chemicals which are known to the state of California to cause cancer. For more information, go to www.P65Warnings.ca.gov.